

# FEASIBILITY / PRELIMINARY SITE ANALYSIS



## CONTACT INFORMATION *(Where do we send the estimate?)*

CONTACT NAME: \_\_\_\_\_

PHONE 1: \_\_\_\_\_ TYPE:  CELL  HOME  OFFICE

PHONE 2: \_\_\_\_\_ TYPE:  CELL  HOME  OFFICE

MAILING ADDRESS: \_\_\_\_\_

E-MAIL ADDRESS: \_\_\_\_\_

## BILLING INFORMATION *(Who will be paying the monthly bill once service is established?)*

MEMBERSHIP WILL BE:  NEW  CURRENT  PREVIOUS \_\_\_\_\_ (YEAR)

MEMBER NAME(S): \_\_\_\_\_

PHONE: \_\_\_\_\_ TYPE:  CELL  HOME  OFFICE

E-MAIL ADDRESS: \_\_\_\_\_

MAILING ADDRESS: \_\_\_\_\_

CITY, STATE & ZIP: \_\_\_\_\_

## LOCATION INFORMATION *(Where do you need power established/changed?)*

SERVICE IS:  NEW  ALTERED/EXISTING  UNSURE

**Tax Parcel #:** \_\_\_\_\_ (This information must be provided)

Subdivision: \_\_\_\_\_ Lot #: \_\_\_\_\_

PHYSICAL ADDRESS: \_\_\_\_\_

**(A CORRECT / OFFICIAL STREET ADDRESS MUST BE PROVIDED ONCE ASSIGNED BY COUNTY)**

## PROJECT STATUS

Feasibility for purchase  Budget Analysis Other: \_\_\_\_\_

Brief description of the scope of work: \_\_\_\_\_

\_\_\_\_\_

\_\_\_\_\_

### OCEC USE ONLY

COPY TO OCEI:  COPY TO FIBER:  FEE REC'D:  DATE: \_\_\_\_\_ METHOD: \_\_\_\_\_

MEMBER #: \_\_\_\_\_ SO #: \_\_\_\_\_ WORK ORDER #: \_\_\_\_\_

RFS FEE PAID:  SITE VISIT DATE/TIME: \_\_\_\_\_

EST PAID:  DATE PAID: \_\_\_\_\_ METHOD OF PAYMENT: \_\_\_\_\_

# FEASIBILITY / PRELIMINARY SITE ANALYSIS



## CONTRACTOR INFORMATION *(Please note if you are working with Contractors.)*

GENERAL/BUILDING: \_\_\_\_\_ PHONE: \_\_\_\_\_

ELECTRICAL: \_\_\_\_\_ PHONE: \_\_\_\_\_

EXCAVATION: \_\_\_\_\_ PHONE: \_\_\_\_\_

## ELECTRIC SERVICE INFORMATION *(check/fill in applicable items)*

SERVICE USE:  RESIDENTIAL  COMMERCIAL  RV SERVICE  IRRIGATION HP: \_\_\_\_\_

(>10HP requires 3-phase)

TYPE OF STRUCTURE:  Stick  Log  Pole  Straw  Masonry  Other: \_\_\_\_\_

# of Bedrooms \_\_\_\_\_ # of Stories: \_\_\_\_\_ # of Baths: \_\_\_\_\_ Total Square Feet: \_\_\_\_\_

TYPE OF CONSTRUCTION:  House (S.F.D.)  Modular  Condo # of Meters: \_\_\_\_\_  Yurt

Addition  Remodel  Garage w/ Living Space  Garage  Shop  Barn  Other: \_\_\_\_\_

PRIMARY HEAT:  Electric Furnace  Propane Furnace  Propane Fireplace  Wood stove

Heat Pump \_\_\_\_\_ ton  Other: \_\_\_\_\_

ADDITIONAL LOADS: Well/Pump \_\_\_\_\_ HP Hot Tub \_\_\_\_\_ KW Other: \_\_\_\_\_

EV Charger \_\_\_\_\_ Amps Level:  1  2  3

## ELECTRIC SERVICE SIZE

Single Phase, Residential Voltage (120/240, 3 wire) *(Select Amps)*:  100A  200A  400A  600A

CT SERVICES ONLY (>400A): Main Disconnect Size: \_\_\_\_\_ AMPS

Three Phase, Commercial/Irrigation Voltage OPTIONS *(Select Desired Voltage, and Amps)*

120/208 volts, 4 wire  277/480 volts, 4 wire  240/480 volts, 4 wire

200A  400A  600A  800A

## PROPANE SERVICE INFORMATION

Furnace  Fireplace  Cookstove  Water Heater  Dryer Other: \_\_\_\_\_

## BROADBAND FIBER SERVICE INFORMATION

Check Box if you intend to install Broadband Fiber

**RETURN THIS COMPLETED FORM, ALONG WITH PAYMENT VIA \*CASH OR CHECK\* FOR THE \$100.00 ESTIMATE FEE, TO:**

Okanogan County Electric Co-Op  
P.O. Box 69  
Winthrop, WA 98862-0069


Physical:  
93 West Chewuch Rd  
Winthrop, WA

e-mail:  
[info@ocec.coop](mailto:info@ocec.coop)

**Please attach a site plan to help us determine where electric facilities (transformers, meters, etc.) can be placed. Include: North Arrow, Home/Building site, desired meter location, septic/drain field, driveway, fences, streams and any other information you feel is important.**

**Contact OCEC for direction on how to move forward with the proposal.**

# FEASIBILITY / PRELIMINARY SITE ANALYSIS











## SITE DRAWING WORKSHEET

Please review the drawing legend and use the symbols shown to map your site plan. Include the following in the drawing:

- North arrow
- **Homesite & meter base location**
- Drainfield & septic lines (if applicable)
- Driveway
- **Lot dimensions**
- Nearest public road, and distance to proposed home site from road
- Nearest OCEC facility (Pole, Transformer, junction box; if known)
- Fences, existing or future

## DRAWING LEGEND

	Home/Buildings (label)
	Desired Meter location
	Desired Propane Tank location
	Septic lines & Drain field
	Roads/Driveway
	Fencing
	Streams
	Other buried cables or pipes (label type)